



# HELPING PEOPLE CHANGING LIVES



# 2015 Annual Report

# Food & Toiletry Pantry Partners We Support

## Jackson County

1. Grandview Assistance Program 1121 Main St., Grandview, MO 64030
2. Community Service League 404 N. Noland Rd., Indep., MO 64050
3. Rhema Church of Independence 11028 E. 23<sup>rd</sup> St. South, Indep., MO 64052
4. Hawthorne Place Apts. 16995 E. Dover Lane, Indep., MO 64056
5. Coldwater of Lee's Summit 501 NE Missouri, Lee's Summit, MO 64064
6. St. Monica Catholic Church 1616 Paseo K.C., MO 64108
7. Centennial United Methodist Church 1834 Woodland, K.C., MO 64108
8. Metropolitan Missionary Baptist Church 2310 E. Linwood Blvd, K.C., MO 64109
9. Operation Breakthrough 3039 Troost, K.C., MO 64109
10. Sunlight Missionary Baptist Church 4444 Woodland Ave., K.C., MO 64110
11. St. James United Methodist Church 5540 Wayne, K.C., MO 64110
12. Giving the Basics \*\* 3150 Mercier, K.C., MO 64111
13. Our Lady of Perpetual Help Church 3333 Broadway, K.C., MO 64111
14. VUB- MCC Junior College \*\* 3200 Broadway, K.C., MO 64111
15. Heart of God Ministries 5700 Norfleet, K.C., MO 64116
16. Covenant Memorial Baptist Church 301 Van Brunt, KC., MO 64124
17. True Faith Outreach Ministries 3206 E. 27<sup>th</sup> Street, K.C., MO 64127
18. Morning Star Baptist Church 2411 East 27<sup>th</sup> Street, K.C., MO 64127
19. Palestine Senior Center 3325 Prospect Ave., K.C., MO 64128
20. Kingdom Word Ministries 3301 Cypress, K.C., MO 64128
21. Community Progressive Church 4920 E. 31<sup>st</sup>, K.C., MO 64128
22. Covenant Presbyterian Church 5931 Swope Parkway, K.C., MO 64130
23. Good Samaritan Baptist Church 5337 Bellefontaine, K.C., MO 64130
24. Memorial Church International 11424 Hickman Mills Dr., K.C., MO 64133
25. Blue Hills Church of the Nazarene 10306 Blue Ridge Blvd., K.C., MO 64134
26. Blue Ridge Church of Christ 9603 Blue Ridge, K.C., MO 64134
27. Hope Network of Raytown 10500 E. 350 Hwy., Raytown, MO 64138

On empty stomachs, kids don't have the energy to focus, engage, learn and grow. 1 in 5 children in America worry about when they'll have their next meal.

1 in 7 Americans struggles to get enough to eat. In fact, hunger or food insecurity exists in virtually every community in the United States.

Many Americans worry when the next meal will come. Some seniors have to make a choice between purchasing medicine or food.

## Platte County

1. USCAA Food & Toiletry Pantry 412 Aller St. Platte City, MO 64079

## Clay County

1. Englewood Baptist Church 1900 NE Englewood Rd K.C., MO 64118
2. Hope.Wrx 900 NE Vivion Rd K.C., MO 64118
3. Good Samaritan Baptist Center 108 S. Thompson Excelsior Sprgs, MO 64024

\*\* Toiletry Pantry only

**Toiletry Pantries** supply human dignity needs including: body soap, combs, deodorant, dish soap, laundry detergent, trash bags, storage bags, cleaner, dental floss, diapers, incontinence pads, lotion, Pull-Ups, shampoo, wipes, shavers, shaving crème, feminine products, tissue, toilet paper, toothbrushes, and toothpaste.

**Food Pantries** provide non-perishable food items including: canned vegetables, canned fruit, peanut butter & jelly, boxed meals (Hamburger Helper, Pasta Roni), canned soups, fruit rolls, raisins, graham crackers, applesauce, granola bars, and cereal-hot and cold.

# 2015 BOARD OF DIRECTORS

## 2015 USCAA EXECUTIVE BOARD

|                              |                    |  |
|------------------------------|--------------------|--|
| <i>President</i>             | Dr. Zavon Kanion   | Private Sector Healthcare              |
| <i>First Vice President</i>  | Dr. Patrick Dobson | Public Sector Jackson County           |
| <i>Second Vice President</i> | Jane Fowler        | Low Income Sector Jackson County       |
| <i>Treasurer</i>             | Barbara Lunn       | Low Income Sector Jackson County       |
| <i>Secretary</i>             | Mark Lindsay       | Public Sector Platte County Commission |
| <i>Parliamentarian</i>       | Jerry Blair        | Low Income Sector Platte County        |

### DIRECTORS

|                    |   |
|--------------------|---|
| Lindy Belton       | Private Sector Law Enforcement              |
| Dr. Patrick Dobson | Mayor's Office City of Kansas City, MO      |
| Deborah Mann       | Private Sector Early Childhood Development  |
| Clyde McQueen      | Public Sector Nonprofit Employment Services |
| Deborah Pledger    | Low Income Sector Eastern Jackson County    |
| Ralph Reid         | Private Sector Philanthropy                 |

*Message from Board President and Executive Director/CEO*

## Our Focus

### HELPING PEOPLE, CHANGING LIVES!

We are **PASSIONATE** about **HELPING** people and **CHANGING** lives!

#### Helping People

We **HELP** people **HELP** themselves!

#### Saving Lives

We sustain lives through utility and basic needs assistance and grants.

#### Changing Lives

We partner with other organization to transform lives.

#### Why we do what we do?

We know connecting people with resources **SAVES** and **CHANGES** lives in Kansas City.

Dr. Zavon Kanion, Board President

Clifton Campbell, Executive Director/CEO

# OUR PROGRAMS

## Low Income Home Energy Assistance Program

USCAA is the largest provider of energy assistance in Missouri. Helping low-income families pay home electric and gas energy bills. This includes:

- 1) an annual subsidy of \$300 per qualifying family
- 2) crisis intervention payments (up to \$800 annually)

## Fathering Initiative Program

The fatherhood program is designed to assist fathers in healthy engagement with their children. By encouraging fathers to volunteer and to participate in parenting lessons and social activities with their children. Fathers engage in parent education at monthly life skills meetings, workshops, and activities. **Referral Partners** K.C., MO Head Start Programs, YMCA of Greater Kansas City, United Inner City Services, Gentlemen of the Roundtable aSTEAM Village, Impact Neighborhood, Watch DOGS, and HUD.

## Low Income Weatherization Assistance Program (LIWAP)

Provides cost-effective energy-efficient home improvements to low income households, especially the elderly, children, those with physical challenges, and others hit hardest by high utility costs. The program aims to lower utility bills and improve comfort while ensuring health and safety of their homes.

## Family Case Management

By providing long-term, intensive case management services to families in economic crises. Case managers work weekly with families with a focus on strengthening family functioning and addressing challenges that may threaten stability and goals of self-sufficiency.

## Food Pantries

Emergency food assistance distributed by food pantries operated by faith-based and community organizations.

## Toiletry Pantries

Many in need of food assistance also have a need for basic toiletry items. Non-food items cannot be purchased with food stamps, so toiletries and household cleaning supplies are items they cannot afford. These pantries provide toiletries and diapers.

## Poverty Simulation

The 2-3 hour poverty simulation is a powerful educational game/training tool designed to help participants understand the struggles a typical low-income family encounters daily. The object of the simulation is to sensitize participants to the realities that low-income people face. It includes an introduction and briefing; the actual simulation exercise; and a debriefing period during which participants discuss their feelings and experiences gained during the simulation.

## Youth Resilience Programs

USCAA supports opportunities for low-income youth to discover their resiliency, develop skills and take meaningful action in their lives and communities. By providing collaborative leadership in the coordination of citywide partnerships that bring a myriad of supportive services and programming to low income youth throughout the metro. Programs under this heading include P.A.V.E. The Way-Youth Life Skills, BackSnack, Fathering Life Skills, and Healthy Starts.

## Healthy Homes

Focus on researching and demonstrating low-cost, effective home hazard assessment and intervention methods, that stress ways can mitigate housing-related hazards. Home audits seek to locate the causes of asthma and other chronic respiratory diseases caused by insect and rodent infestations and other issues.

# WHO WE SERVE

|              |     |               |                        |     |               |               |       |               |
|--------------|-----|---------------|------------------------|-----|---------------|---------------|-------|---------------|
| <b>Ages</b>  |     |               | <b>Family Type</b>     |     |               | <b>Gender</b> |       |               |
| 0-5          | 10% | 3,142         | Number of Families     |     |               | Male          | 37.5% | 11,589        |
| 6-11         | 15% | 4,559         | Single Parent Female   | 39% | 5,685         | Female        | 62.5% | 18,794        |
| 12-17        | 13% | 4,055         | Single Parent Male     | 2%  | 360           | <b>TOTAL</b>  |       | <b>30,383</b> |
| 18-23        | 8%  | 2,285         | Two Parent Household   | 8%  | 1,214         |               |       |               |
| 24-44        | 24% | 7,345         | Single Person          | 42% | 6,142         |               |       |               |
| 45-54        | 11% | 3,317         | Two Adults No Children | 4%  | 578           |               |       |               |
| 55-69        | 13% | 4,093         | Other                  | 5%  | 702           |               |       |               |
| 70+          | 5%  | 1,587         | <b>TOTAL</b>           |     | <b>14,681</b> |               |       |               |
| <b>TOTAL</b> |     | <b>30,383</b> |                        |     |               |               |       |               |

# 2015 At A Glance

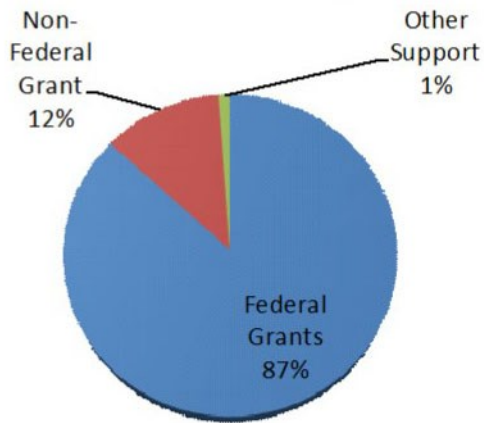
People we **HELPED**, LIVES we **CHANGED** and **SAVED!**

Engaged **85,407** individuals with **14** programs

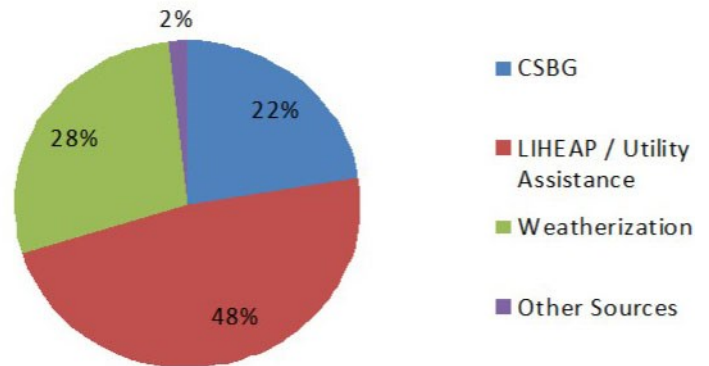
|        |  |
|--------|--|
| 31,992 | LIHEAP Low Income Home Energy Assistance<br>Prevented death from freezing, heat exhaustion, or house fires as a result of using unsafe measures to heat the home. Instead the families and individuals were warm in the winter and cool in the summer. |
| 41,514 | Food Pantry<br>Provided the nutrition children needed to performed better in school. Eliminated the choice between medicine and food. Provided assurance that a next meal would come. Prevented the process of going to bed hungry.                    |
| 5,981  | Toiletry Pantry<br>Supplied basic personal hygiene items-soap, deodorant, detergent, toothpaste, etc.  |
| 392    | LIWAP Low Income Weatherization Assistance<br>Families and individuals were enabled to reduce their energy bills by making their homes more energy efficient.  |
| 344    | BackSnack<br>Provided a weekly backpack filled with nutritious, child-friendly food for schoolchildren to take home over the weekend.  |
| 300    | P.A.V.E. The Way - Youth Life Skills   |
| 208    | Case Management<br>Families and Individuals entered into a collaborative process of assessment, planning, facilitation, evaluation, and advocacy for services to meet comprehensive needs.   |
| 150    | Transportation Services<br>Provided transportation to jobs, job interviews, and medical appointments.  |
| 125    | Healthy Starts   |
| 117    | Rental Assistance  |
| 115    | Volunteer Hours Donated  |
| 107    | Scholarship Award Recipients   |
| 83     | Fathering Life Skills<br>Fathers became present, involved, and improved the development and emotional stability of their young children.   |
| 44     | Community Volunteers   |
| 44     | Healthy Homes  |
| 7      | CAPS - Poverty Simulation  |

# Financial Summary Fiscal Year 2015

## Revenue Categories



## Revenue



### Revenue

|  |                     |
|--|---------------------|
| Federal Grants                                     | \$ 8,217,391        |
| Non-Federal Grant                                  | \$ 1,131,235        |
| Other Support                                      | \$ 112,008          |
| Deferred Revenue<br>[release of restricted assets] | \$ 282,483          |
| <b>TOTAL REVENUES</b>                              | <b>\$ 9,743,117</b> |

### Expenses

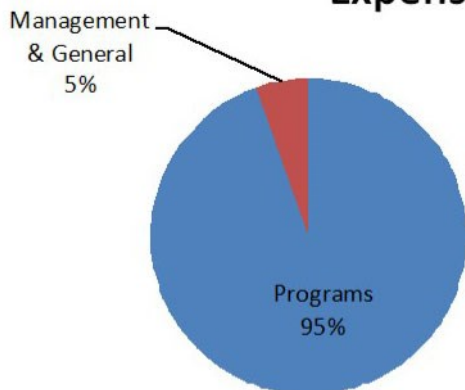
|                       |                     |
|-----------------------|---------------------|
| Program               | \$ 9,214,036        |
| Management & General  | \$ 529,081          |
| <b>TOTAL EXPENSES</b> | <b>\$ 9,743,117</b> |

### Direct Services Provided

#### (Payments on behalf of customer)

|                            |                     |
|----------------------------|---------------------|
| P.A.V.E. Expenses          | \$ 202,791          |
| Back To School Fair        | \$ 103,119          |
| Shelter                    | \$ 275,623          |
| Energy Assistance - Crisis | \$ 3,775,427        |
| Food                       | \$ 59,004           |
| Weatherization             | \$ 1,237,994        |
| Community Gardens          | \$ 29,954           |
| Other Direct Services      | \$ 358,652          |
|                            | <b>\$ 6,042,562</b> |

## Expenses



**95¢ of every \$1.00 goes into programs for those we serve.**



This program is funded with federal funds from the U.S. Department of Health and Human Services provided by the Missouri Department of Social Services.